

## Face lifting

One of the advantages of cosmetic surgeries is creating self confidence and youth . Face seems to be most important part body in this respect.

### Reasons for face wrinkles

Passing time , life stress and sun ray are the reasons for face wrinkles which cause face muscles to become loose and increase wrinkles.

### Before surgery

Lifting skin face which is so called face lifting . this was designed to make the skin look younger .

Different methods were designed for face lifting with own applications .



The best case for such a surgery is one whose face bony structure is intact and in good condition and just his/ her face soft tissues have become loose .

Also he /she should have no many ting wrinkles.



Suitable age for this surgery is between 40 and 65 years old but in higher ages even a good result can be achieved.

It should be noted that although superficial wrinkles of skin decrease with this surgery , the main goal of this surgery is to lift muscles and under skin layers.

Normally , this surgery happens with other cosmetic surgeries like neck lifting , eyelid surgery , eyebrow and forehead lifting at the same time.

### Results of the surgery

The result of the surgery depends on the age of the case , his / her kind of skin , the amount of lifting under skin layers and his/her muscles .

With this surgery you look younger than those who are the same age as you .

Even with the passage of time you still look younger.

### Kind of anesthesia

This surgery normally happens with general unconsciousness .

Type of anesthesia is selected by the surgeon and also your awareness .

### Length of surgery

About 3 hours .

### Technique of surgery

As you can see in the figure incision line starts few centimeters behind hairline at the temples then it goes down and around the earlobe , ending to the lower scalp with a 90 degree angle .



In the new method the incision which is front of the ears does not go backside.

You will see most of the incision is hidden among hair and the remaining part is removed in the connection spot of earlobe and head and after some months there will be trace of incision.



یا من اسمہ دوائہ و ذکرہ شفاء

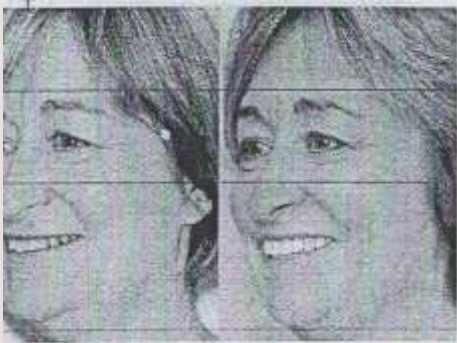


## Patient Guide

### Self-care in

### Face lifting

Content code:318




<http://www.Alzahra.mui.ac.ir>

Tel:03136202008

a. Salamat@azh.mui.ac.ir

### After surgery

- + There will be a little bruising which will be removed in few days.
- + After the surgery your bandage will be changed for one time
- + After five days your stitches will be removed . in new methods the incision behind the ears is removed .
- + Mean while , suction can be used , if needed , at the same time with this surgery .



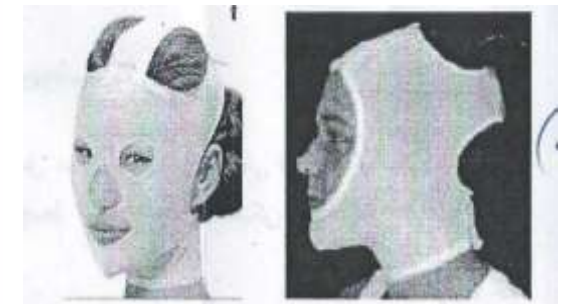
### Advice

- 1-Take a shower a night before the surgery .
- 2-When you come to surgery room , your face should have no make up .
- 3-You may feel face pulling for few weeks which will be removed .
- 4-Your earlobes may be numb which is common for few weeks.
- 5-Take your antibiotics according to your doctors recommendation .

6-Do not take any Brufen Indometacin piroxicam mefenamic acid and Aspirin tablet from two weeks before the surgery to one week after that . If for any reason , you need a pain killer just take acetaminophen codeine .

7-Do not smoke four weeks before the surgery and two weeks after that .

8-After the surgery a special face fitting garment is used to avoid accumulation of liquid substance , particularly in double chin suction (suction of fat using narrow tubes without skin incision through a sucking machine .



**Prepared by Dr Mehrdad Adib Parsa**  
**"Specialist in Plastic and Cosmetic Surgery"**

**Translated by** Parvane Kaviani surgery department nurse

**Edit by** "Eghtedari" salamat office in Al-Zahra Hospital 1398-2019